





Aurelia

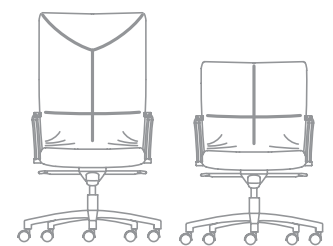
Imperiale



Regale

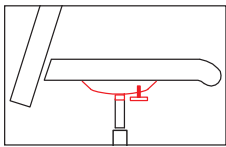


Ducale

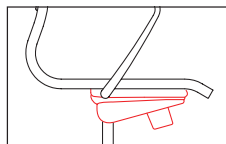


technical data

mechanism



Piastra
Seat plate
Platine
Sitzplatte



Meccanismo oscillante
Tilting mechanism
Mécanisme basculant
Wippmechanik

base



Base 5 razze in alluminio lucida
5-spoke polished aluminium base
Piè: 5 branches alu poli
5-Stern Alu poliertes Fußkreuz

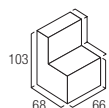
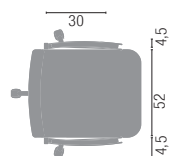
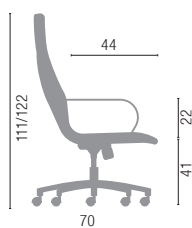
castors



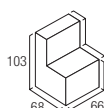
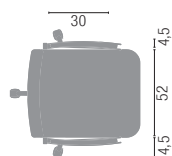
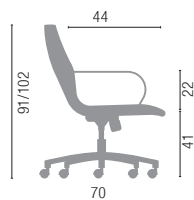
options



XR067 - metal arm. black polyurethane pad
XR068 - metal arm. uph. pad

backrest
High

UNIT/PACK 1 - Kg 16,14 - m³ 0,4

backrest
Medium

UNIT/PACK 1 - Kg 15,34 - m³ 0,4

1. SCHIENALE:

Monoscocca in spugna schiumata a freddo con struttura portante in tubo tondo d'acciaio, Ø 20mm, rivestita in tessuto

2. MECCANISMO:

- Oscillante nero, comando elevazione a gas, regolazione tensione schienale
- Comando elevazione a gas, finitura nera

3. GAS:

Regolabile in altezza, rotazione, finitura cromata

4. BASE:

5 razze in alluminio, Ø 710mm, finitura lucida.

5. RUOTE:

Ø 50mm, autofrenanti o autofrenanti e gommate, finitura nera

6. BRACCIOLO:

Bracciolo fisso in tondo d'acciaio, Ø 12mm, finitura cromata (15µm) con inserto in poliuretano morbido (rivestito in tessuto)

1. BACKREST:

Cold injected foam padding monocoque, Ø 20mm steel tube structure, fabric upholstery

2. MECHANISM:

- Black tilting, gas lift height adj. Backrest tension adjustment.
- Height adjustable, Black finish

3. GAS LIFT:

Height adjustable, swivel, chromed finish

4. BASE:

Polished aluminium 5 spoke base, Ø 710 mm

5. CASTORS:

Ø 50 mm self-braking castors, or soft self-braking. Black or Chromed finish

6. ARMREST:

Steel round bar fixed armrest, Ø 12mm, - chromed finish (15µm) soft polyurethane insert (upholstered)

1. DOSSIER:

Monocoque en mousse moulée à froids avec châssis en tube d'acier rond, Ø 20mm, tapissée

2. MECANISME:

- Basculant noir, réglage en hauteur, réglage de tension
- Réglable en hauteur, finition noir

3. VERIN A GAZ:

Réglable en hauteur, pivotant, finition chromé

4. PIETEMENT:

Piètement 5 branches alu poli, Ø 710mm

5. ROULETTES:

Roulettes Ø 50mm, autofreinantes ou autofreinantes et gommées, finition noir

6. ACCOUDOIR:

Accoudoir fixe en tige d'acier, Ø 12mm, finition chromé (15µm) avec manchette en polyuréthane souple (tapissé)

1. RÜCKENLEHNE:

Kaltgeschäumten Polyurethan Schale mit Stoffbezug. Ø20mm Stahlrohrschale

2. MECHANIK:

- Schwarze Wippmechanik, Gaslift Höhenverstellung, Rückenlehne Spannungsregler
- Schwarze Sitzhöhenverstellung

3. GASFEDER:

Sitzhöhenverstellung, drehbar, verchromt

4. GESTELL:

5-Stern Alu poliertes Fußkreuz, Ø 710 mm

5. ROLLEN:

Ø 50 mm gebremste, oder weiche gebremste Rollen, schwarz

6. ARMLEHNE:

feste Armlehne aus Stahlstab Ø 12mm, verchromt (15µm), weiche Polyurethan Armauflage (Stoff Gepolstert)

